



St Mary's R.C. First School
Parent Curriculum Workshop KS1
Mrs Hogg (Y1) Miss Eccles (Y2)

St. Mary's R.C. First School



Our Website:

[St Mary's First School, Hexham – Part of the Bishop Wilkinson Catholic Education Trust \(bwcet.com\)](http://www.bwcet.com)



Home About Us Curriculum Parents Statutory Information Contact us

Curriculum Subject Overviews

<p>Early Years</p> <p>View the subject overview.</p> <p>Overview ▶</p>	<p>RE</p> <p>View the subject overview.</p> <p>Overview ▶</p>	<p>Mathematics</p> <p>View the subject overview.</p> <p>Overview ▶</p>
<p>Science</p> <p>View the subject overview.</p> <p>Overview ▶</p>	<p>English</p> <p>View the subject overview.</p> <p>Overview ▶</p>	<p>History</p> <p>View the subject overview.</p> <p>Overview ▶</p>
<p>Geography</p> <p>View the subject overview.</p> <p>Overview ▶</p>	<p>Music</p> <p>View the subject overview.</p> <p>Overview ▶</p>	<p>PE</p> <p>View the subject overview.</p> <p>Overview ▶</p>
<p>French</p>	<p>Computing</p>	<p>Art & Design</p>

Activate Windows
Go to Settings to activate Windows

Curriculum Information



Handwriting




Year 1- form lower-case letters in the correct direction, starting and finishing in the right place

- form capital letters
- form digits 0-9
- understand which letters belong to which handwriting 'families' (ie letters that are formed in similar ways)
- begin to add an exit stroke to letters

Year 2 -

- write capital letters and digits of the correct size, orientation and relationship to one another and to lower-case letters
- use spacing between words that reflects the size of the letters
- If ready to do so start to join towards end of year 2.

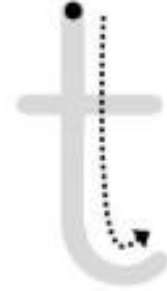
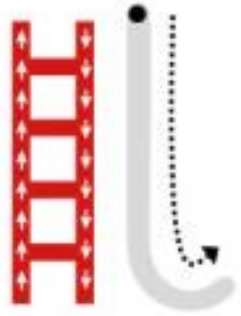
The P Checks: setting up to succeed



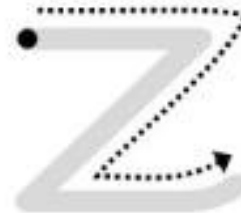
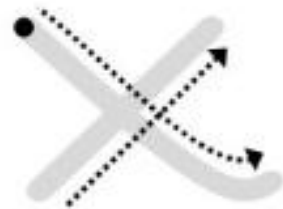
One-armed Robot Letters



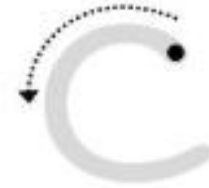
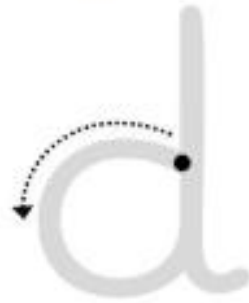
Long Ladder Letters



Zig-zag Letters




Curly Caterpillar Letters



English in Year 1

Autumn Term									
Core Text	The Frog Prince 	I Want My Hat Back 	Beegu 	Gustavo the Shy Ghost 	Changing the Guard 	The Leaf Thief 	Grandad's Island 	Mog's Christmas Calamity 	The Christmas Pine 
Author	Pippa Goodard	Jon Klassen	Alexis Deacon	Flavia Z Drago	AA Milne	Alice Hemming	Benji Davies	Judith Kerr	Julia Donaldson
Structural Features	Third-person limited point of view Linear Structure Rebirth	First-person point of view Simple linear structure Dialogue-only text Quest	Third-person limited point of view Traditional narrative structure Modern Voyage and Return	Third-person omniscient Linear narrative structure Rebirth	Poetic first-person narrative Parallel stanza structure Coupled rhyme scheme Journey	Third-person limited point of view A traditional linear narrative structure with a clear beginning, middle, and end Quest /Detective	Third-person limited point of view Bildungsroman story (Coming of age story) Voyage and Return	Third-person limited point of view from an animal Linear narrative Quest	Third-person omniscient point of view A journey of conflict, growth, and resolution Journey
Genre	Fiction	Traditional Tale	Fiction	Fiction	Poetry	Fiction	Fiction	Fiction	Fiction
Lexile AD – Adult Directed	AD490	AD300	AD520	AD 550	AD710	AD500	AD540	AD500	AD550
Links to prior wider learning OW – Opening Worlds	Traditional Tales and monarchy in OW Queen Elizabeth	Traditional Tale and repeated refrains from nursery rhymes	OW Living in a City	Traditional tales and festivals	OW Queen Elizabeth	OW Living in the Countryside	OW Recent Past (Grandparents)	Christmas Theme	Christmas Theme Seasons EYFS
Setting	Magical Kingdom	Woodland	City/busy town	Mexico	London	Woodland	Coastal town	Suburbia	Woodland/ London

Term	Autumn 1				Autumn 2			
Core Text	The Bridges 	Waiting for Froggo 	Dougal's Deep Sea Diary 	Jim and the Bearstalk 	Please Mrs Butler 	The Bear and the Piano 	The Twelve Days of Christmas 	The Santa Trap 
Author	Tom Percival	Alice Courtley	Simon Bartram	Raymond Briggs	Alan Alhberg	David Litchfield	Anon	Jonathon Emmett
Structural Features	Third-person limited point of view Linear narrative structure Voyage and return	Third-person limited point of view Linear narrative structure with subversion of traditional tale Overcoming the Monster	First-person point of view with multiple voices Quatrains with a parallel line structure and an ABCB rhyme scheme Comedy	Epistolary point of view Linear narrative structure Quest	First-person point of view Simple linear structure Dialogue-only text Quest	Third-person omniscient point of view Linear narrative structure Voyage and return	Poetry in first person Chronological, cumulative structure Rebirth	Third-person limited point of view Linear narrative structure Quest / Comedy
Genre	Fiction	Fractured Fairytale	Poetry	Epistolary Fiction	Fiction	Fiction	Poetry	Fiction
Lexile AD – Adult Directed	AD 610	AD 560	AD 300	AD 600	AD 400	AD 620	AD 400	AD 850
Links to prior wider learning OW – Opening Worlds	Traditional Tales	Traditional Tales	Nursery Rhymes	OW Coastal Units	Traditional Tales	OW Living in the City OW Living in the Countryside	Poetry and Nursery Rhymes	Christmas
Setting	Fantasy	Fantasy	Classroom	Sea	Fantasy	Woodland and City	Christmas	Modern Home



Mathematics-White Rose

- In Maths there is a greater emphasis on arithmetic and times tables.
- In KS1, each child will complete an add facts quiz based on simple addition facts. This is to develop fluency and quick recall.
- In KS1, pupils will receive a times tables list to practise and will then have a times tables quiz the following week on a Thursday/Friday.



Phonics

- All of Year 1 pupils and some of Year 2 pupils have RWInc phonics sessions. They are assessed every half term and grouped accordingly by level and ability and have a daily 30 minute session. These pupils take home a RWInc Book Bag book which matches the sounds they have learnt that week. They receive a new home reading book every **Monday** and are expected to read it at least three times at home to develop their fluency.
- When reading with your child at home, it is meant to be easy, they are consolidating what they have learnt at school, not learning anything new. If they find it too difficult they will not enjoy reading at home and we want reading to be a pleasurable activity.


Year One Phonics Check

- It is administered during the week beginning 8th June 2026.
- We ask that you make sure children are as well rested as possible during this week in order that they do their best and find it easy to read and recall phonic knowledge.

Key stage 1

Phonics screening check

Pupils' materials



Screening check: answer sheet

First name	
Last name	

Screening check responses: Please tick the appropriate box for each word. The use of the comment box is optional.


Section 1				Section 2			
Word	Correct	Incorrect	Comment	Word	Correct	Incorrect	Comment
fod				jer			
bep				drave			
zat				teap			
uit				phibe			
heng				slimp			
shob				craint			
farn				splet			
chesh				strave			
trun				boy			
glork				scoop			
remp				foam			
deebz				white			
chip				swept			
hill				dreams			
jars				scrap			
shack				strike			
twin				elbow			
crack				tailor			
tuft				sequins			
ports				whirling			
Total correct							

Section 1

heng



shob



farn



chesh



swept

dreams

scrap

strike



Helping at home - constant repetition and reinforcement

- Read lots!
- Practise reading words using the three steps:
“special friends, Fred talk, read the word”
- Ask your child to hunt special friends when out and about, on food labels, shampoo bottles etc.
- Discuss whether words are real words or alien words when reading new or unfamiliar writing.
- Apps on tablets or ipads.





St. Mary's R.C. First School
Reading, Reading Records & Story time



Once your child has completed RWInc they will follow the Accelerated Reader reading scheme for home reading books. Every term they are assessed and will be given a ZPD level which corresponds with the books they take home. Once they have read their book at home and there is a comment in their reading planner from their grown up, they can complete the Accelerated Reader (AR) quiz at school. After their quiz they will be able to choose another book to take home.

Children need to change their books at least once a week.

Children also should be heard reading their own story books from home/be read to by parents on other week nights e.g. bed time story which allows children to have lots of exposure to modelling of tone, intonation, expression etc.

Please record and sign all instances of reading that take place at home.

Mastering Numbers

We have changed winning with numbers to mastering numbers.

Mastering Number is a highly effective programme developed by the National Centre for Excellence in the Teaching of Mathematics (NCETM).

It focuses on building strong number sense and fluency in early maths skills, which are essential foundations for future learning.



Homework books will be sent home on a **Friday** and need to be handed in the following **Wednesday** morning during registration.

Year One Homework

Pupils will be set a short Maths and an English task each week to complete.

This will be linked to our work in Mastering number . It will also link to our phonics work and our red word work.



Year 1 and 2 Common Exception Words

Year 1

the	they	one
a	be	once
do	he	ask
to	me	friend
today	she	school
of	we	put
said	no	push
says	go	pull
are	so	full
were	by	house
was	my	our
is	here	
his	there	
has	where	
I	love	
you	come	
your	some	

Year 2

door	gold	plant	clothes
floor	hold	path	busy
poor	told	bath	people
because	every	hour	water
find	great	move	again
kind	break	prove	half
mind	steak	improve	money
behind	pretty	sure	Mr
child	beautiful	sugar	Mrs
children	after	eye	parents
wild	fast	could	Christmas
climb	last	should	everybody
most	past	would	even
only	father	who	
both	class	whole	
old	grass	any	
cold	pass	many	



Homework

Year 2 Handwriting/Literacy Tasks and Numeracy Tasks

Children will receive a spelling list and times tables list every **Friday** in their homework books. They will learn up to 10 CEW words in preparation for the weekly test. Times tables-Multiplication and division facts for the 2, 5 and 10 multiplication tables facts learnt for a quiz every Friday.

Literacy- SPaG and handwriting exercises e.g. Fine motor skill activities, letter formation.

Numeracy- Task stuck in homework book.

[Homework Policy available on our school website](#)











Wild Passport

Wild Passport is an outdoor learning curriculum; which teaches progressive skills in the outdoor environment. Children need to bring a waterproof coat with a hood, wellies/boots and a change of clothes. These clothes will stay in school and will be sent home at the end of each term to be washed and checked that they still fit.

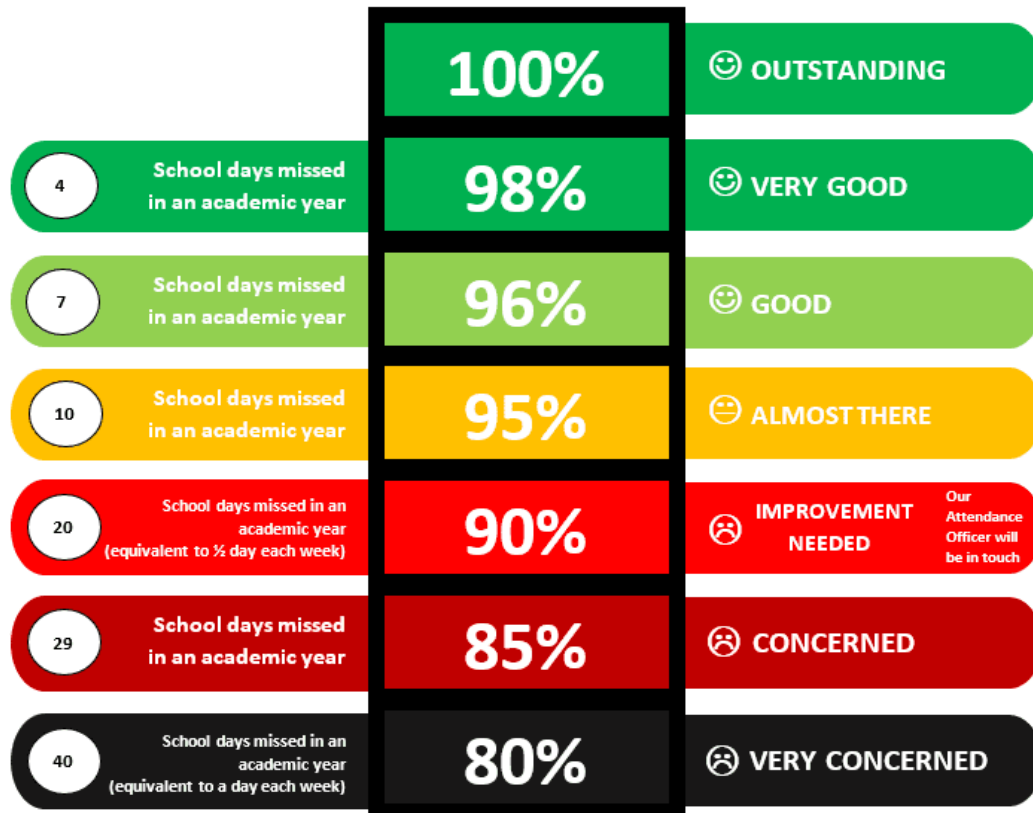


Zones of Regulation

BLUE ZONE   sad tired	GREEN ZONE   happy proud	YELLOW ZONE   Silly annoyed	RED ZONE   angry scared
SAD	HAPPY	WORRIED	MAD
SICK	CALM	FRUSTRATED	SCARED
TIRED	READY TO LEARN	SILLY	OUT OF CONTROL
BORED	PROUD OF MYSELF	ANNOYED	YELLING



Attendance Ladder



There has been a change in legislation and timings for penalties. If this concerns you, then you would have received a letter at the end of last year.

Parents will be informed regularly of their child's attendance data.



Safeguarding
E-safety Project Evolve



Self-Image and Identity



Online Relationships



Online Reputation



Online Bullying



Managing Online Information



Health, Well-being and Lifestyle



Privacy and Security



Copyright and Ownership





Wake Up
Wednesday!



Child Friendly
Safeguarding Policy &
Child-on-Child Abuse
Booklet



Picture News

Picture News provides us with weekly resources to teach our pupils about current affairs and encourages pupils to take an interest in the world around them.

[Picture News for Schools: Teaching Resources for Assemblies](#)

The graphic is a blue-bordered rectangle with a white background. At the top left, it says "What's happening in the news?". At the top right is the "Picture News" logo, which is a green apple with glasses. The main area contains a 3x3 grid of images: top-left shows a man in a blue and yellow shirt celebrating with a trophy; top-middle shows a busy street scene with people and cars; top-right shows a hand holding a smartphone displaying a news app interface; middle-left shows a construction site with a large building under construction; middle-middle shows a group of people, including children, looking at a document; middle-right shows people in green vests working with large blue bags of material; bottom-left shows a red postbox in front of a building; bottom-middle shows a large green sign with the word "WICKED" in white letters; bottom-right shows a young boy in a yellow and blue soccer uniform running on a field. At the bottom left, it says "Let's have a look at the poster". At the bottom right, it says "Children's Mental Health Week 2025".



Dates for the diary

- Parents look at books: **14th and 15th Oct 3.20-4:00pm**
- Parents Evenings: Week beginning 20th October.
- **Arbor sign up sheets will be active nearer the time.**